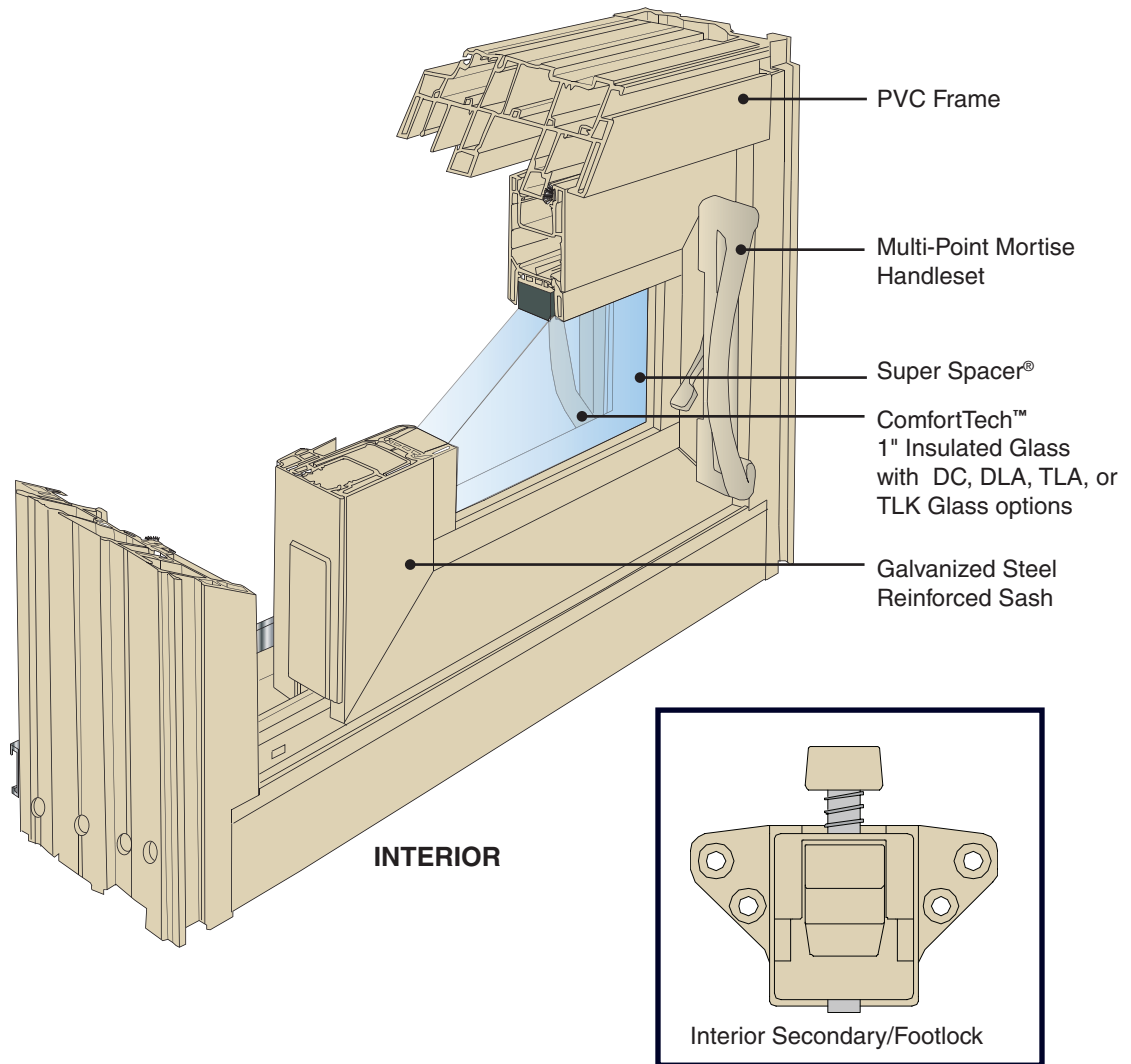




# PRODUCT INFORMATION

## Vinyl Patio Door



Technical Information		
Galvanized Steel Sash Reinforcement Locations:		
Vertical Latch	Vertical Jamb	Interlock Rail
✓		✓
DP Rating for ALL Models: 6000, 7000, and 8000 series		AAMA A440-05 R55

Standard Features:	
<ul style="list-style-type: none"> <li>1" Insulated Glass</li> </ul>	<ul style="list-style-type: none"> <li>5<math>\frac{3}{8}</math>" Jamb Depth on Doors</li> <li>4<math>\frac{9}{16}</math>" Jamb Depth on Sidelites/Transoms</li> </ul>
<ul style="list-style-type: none"> <li>Extruded Interlocks with Dual Barrier Fin Weather-stripping</li> </ul>	<ul style="list-style-type: none"> <li>PVC Sill with Exclusive High-Performance Patented Water Draining System</li> </ul>
<ul style="list-style-type: none"> <li>Reinforced Welded Sashes</li> </ul>	<ul style="list-style-type: none"> <li>Adjustable Tandem Nylon Steel Rollers</li> </ul>
<ul style="list-style-type: none"> <li>Heavy-Duty Non-Racking Extruded Screen</li> </ul>	<ul style="list-style-type: none"> <li>Sliding Screen with Adjustable Top &amp; Bottom Steel Rollers</li> </ul>
<ul style="list-style-type: none"> <li>Mortise Multi-Point Locking Handleset (Model 6000 Standard with Mortise Single-Point Handleset)</li> </ul>	<ul style="list-style-type: none"> <li>Secondary Footlock</li> </ul>



2150 SR 39  
 Sugarcreek, OH 44681  
 800.669.4711  
 330.852.2107 fax  
 www.proviadoor.com




# Vinyl Patio Door



Fixed Transom Models




Fixed Sidelite Models




2-Lite Models:

(Right Hand Operable) (Left Hand Operable)



3-Lite Models:

Right Hand Center Operable    Left Hand Center Operable    Right Hand End Operable    Left Hand End Operable



4-Lite Models:

(Center Operable Only)

## **Fixed Transom:**

One lite transom is a fixed unit complete with frame and is direct glazed. Compatible with two and three lite patio doors for field mulling.

## **Fixed Sidelite:**

One lite sidelite is a fixed unit complete with frame and is direct glazed. Compatible with two and three lite patio doors for field mulling.

## **2-Lite Patio Door:**

Two lite patio door has one fixed panel(o) and one operating panel(x). Two lite doors over 75" x 80" are shipped as KD (frame unassembled), but can be ordered fully assembled (must specify on order).

The maximum size limits for assembled units are 96" x 84". Two lite doors exceeding 96" x 84" must be shipped KD.

## **3-Lite Patio Doors:**

Three lite patio door has two fixed panels(o) and one operating panel(x). The three lite patio door is available as a Center Sash Operable or End Sash Operable. See price book for configurations.

## **4-Lite Patio Door:**

Four lite patio door has two fixed panels(o) and two operating panels(x). The four lite patio door is available as a center sash operating only.



2150 SR 39  
Sugar creek, OH 44681  
800.669.4711  
330.852.2107 fax  
[www.proviadoor.com](http://www.proviadoor.com)